




OLYMPIA

104_CH_12
Assembly Instructions

5 STEPS

GRANDO
LUCE

CH 12



78cm

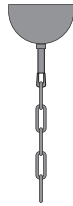
85cm



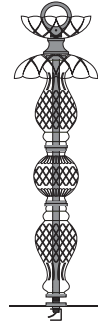
OLYMPIA CH 12

parts_components

N°1 x 1



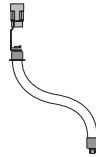
N°2 x 1



N°3 x 8



N°4 x 4



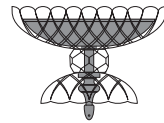
N°5 x 12



N°6 x 12



N°7 x 1



A x 48



B x 10



C x 8






D x 8



E x 1



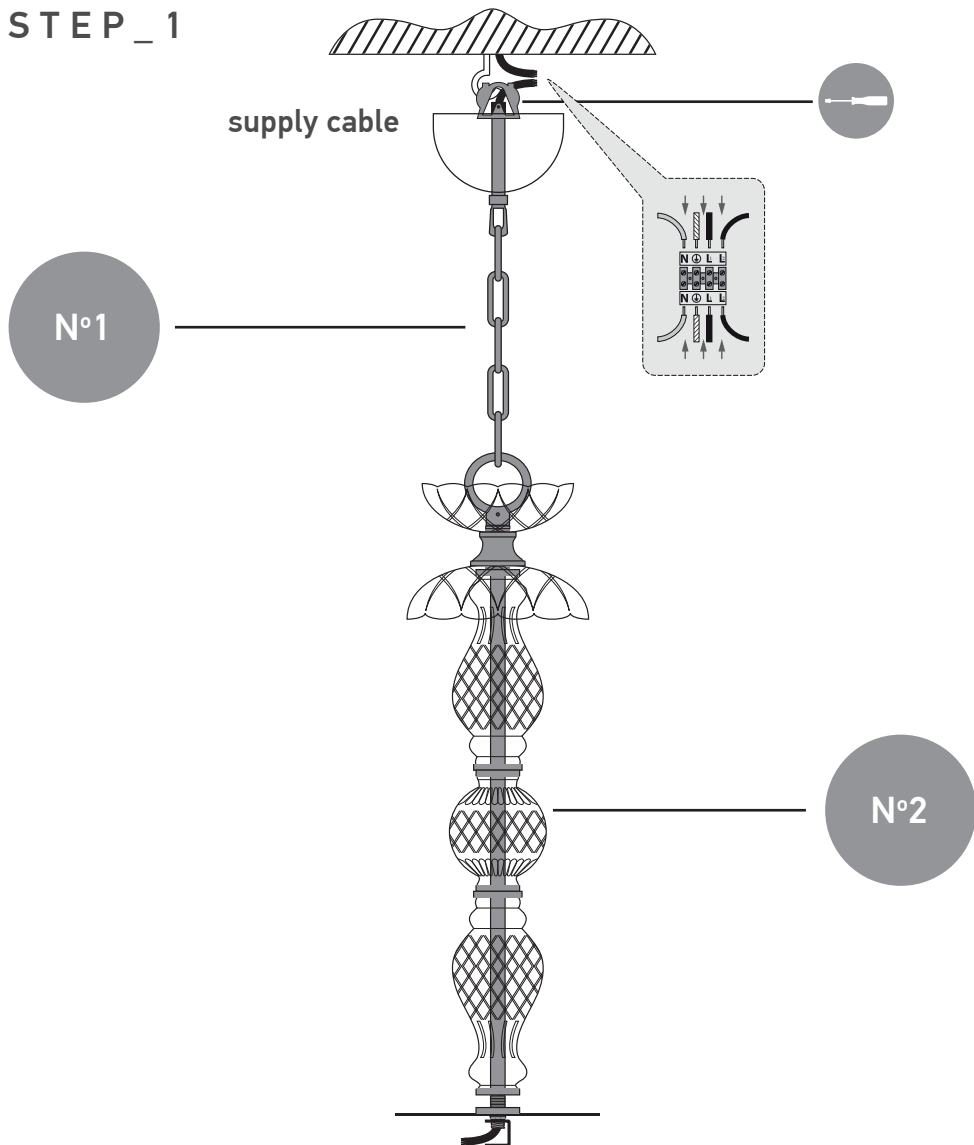
reference	lamps	lamp Watt Max	A.C
104/CH 12	12 x E14	42 Watt	230V - 50Hz
  	ΗΜΕΡΟΜΗΝΙΑ ΕΛΕΓΧΟΥ TESTING DATE / /	ΥΠΟΓΡΑΦΗ ΕΛΕΓΚΤΗ TEST OPERATOR



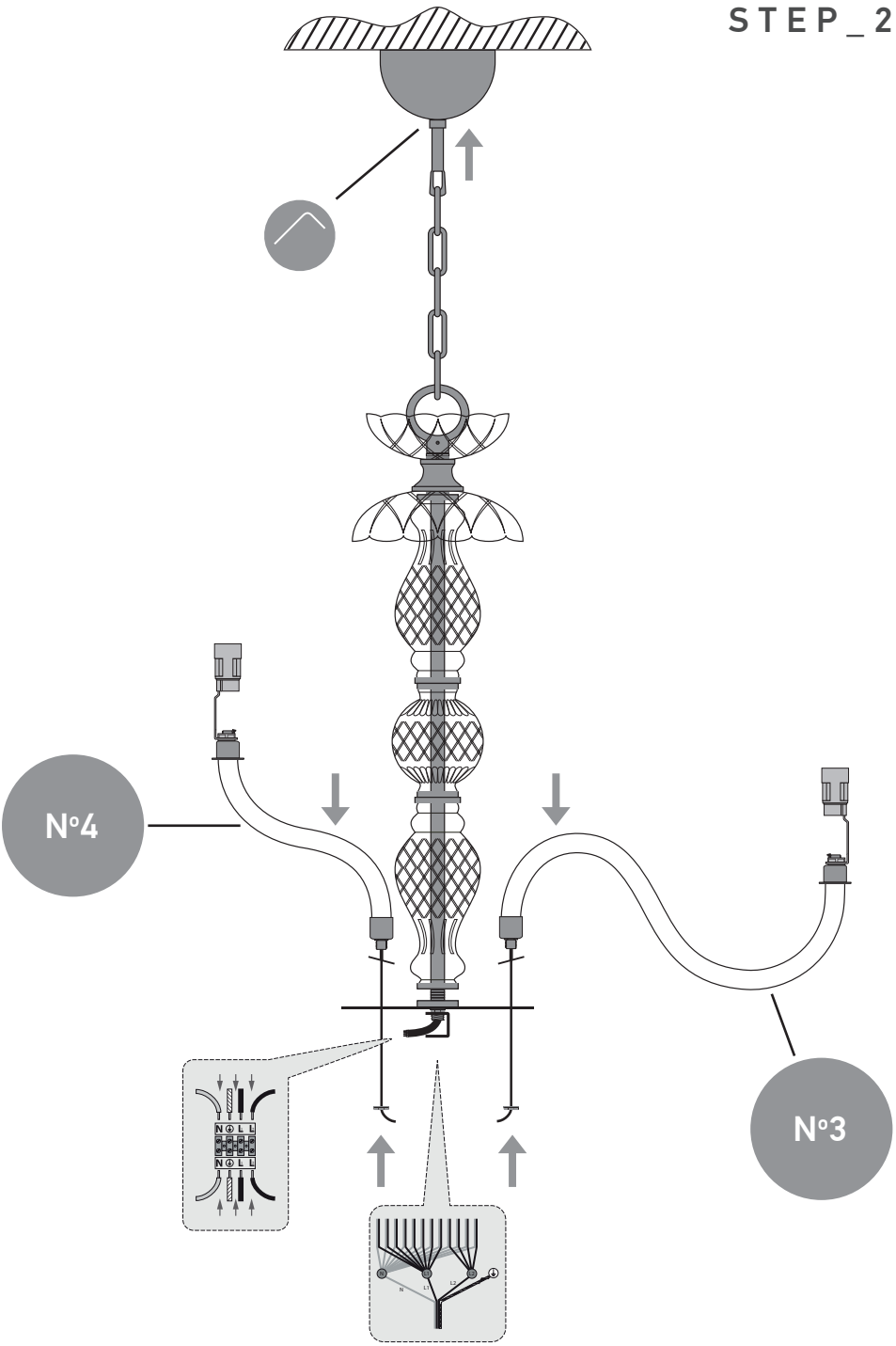
DO NOT ASSEMBLE ANY GLASS PARTS THAT PRESENT CRACKS OR ANY OTHER DAMAGED CAUSED BY CARRIAGE OR WRONG PLACEMENT. A CAREFUL CHECK IS SUGGESTED. CLEAN WITH SOFT CLOTH OR MILD RISING AGENT WITH LOW TEMPERATURE WATER.
ΜΗ ΣΥΝΑΡΜΟΛΟΓΕΙΤΕ ΓΥΑΛΙΝΑ ΜΕΡΗ ΠΟΥ ΦΕΡΟΥΝ ΡΩΓΜΕΣ Ή ΑΛΛΕΣ ΖΗΜΙΕΣ ΑΠΟ ΜΕΤΑΦΟΡΑ Ή ΛΑΘΟΣ ΤΟΠΟΘΕΤΗΣΗ. ΚΑΘΑΡΙΣΤΕ ΜΕ ΜΑΛΛΑΚΟ ΠΑΝΙ Ή ΜΕ ΗΠΙΟ ΚΑΘΑΡΙΣΤΙΚΟ ΜΕ ΝΕΡΟ ΣΕ ΧΑΜΗΛΗ ΘΕΡΜΟΚΡΑΣΙΑ.

THIS DESIGN IS PROPERTY OF GRANDO LUCE AND IT IS FORBIDDEN TO COPY ANY PART OF THE DESIGN
ΑΥΤΟ ΤΟ ΣΧΕΔΙΟ ΕΙΝΑΙ ΙΔΙΟΚΤΗΣΙΑ ΤΗΣ GRANDO LUCE ΚΑΙ ΑΠΑΓΟΡΕΥΕΤΑΙ ΑΥΣΤΗΡΩΣ Η ΑΝΤΙΓΡΑΦΗ ΟΛΟΥ Ή ΜΕΡΟΥΣ ΑΥΤΟΥ

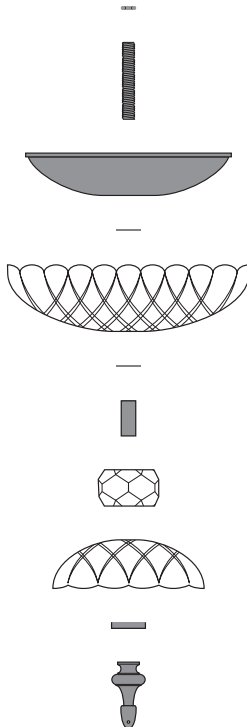
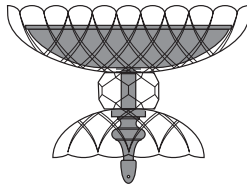
STEP_1



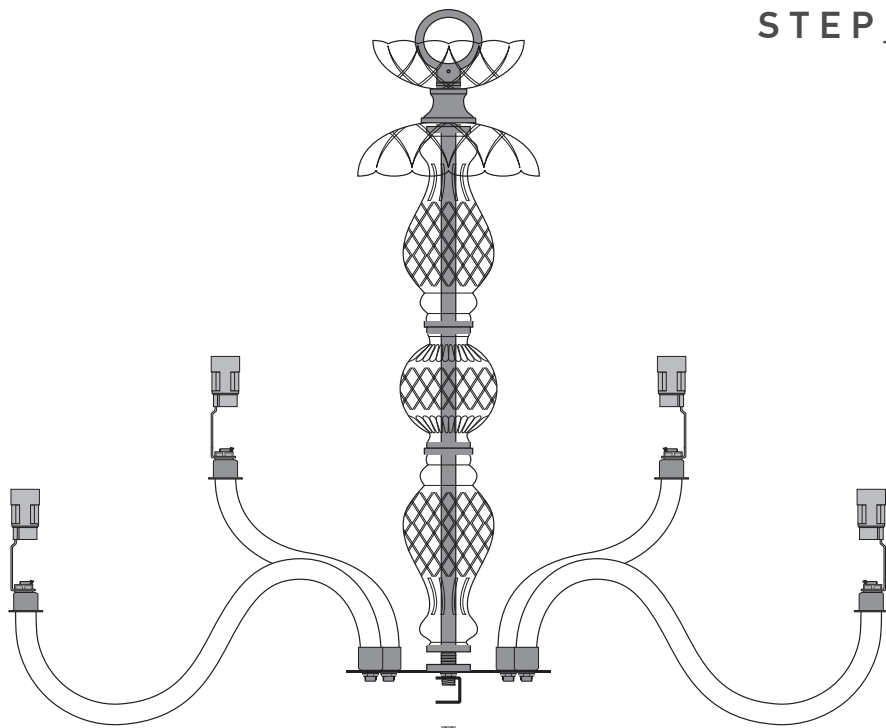
WARNING: fix the marked screws in the safety locking



STEP_3




STEP_4

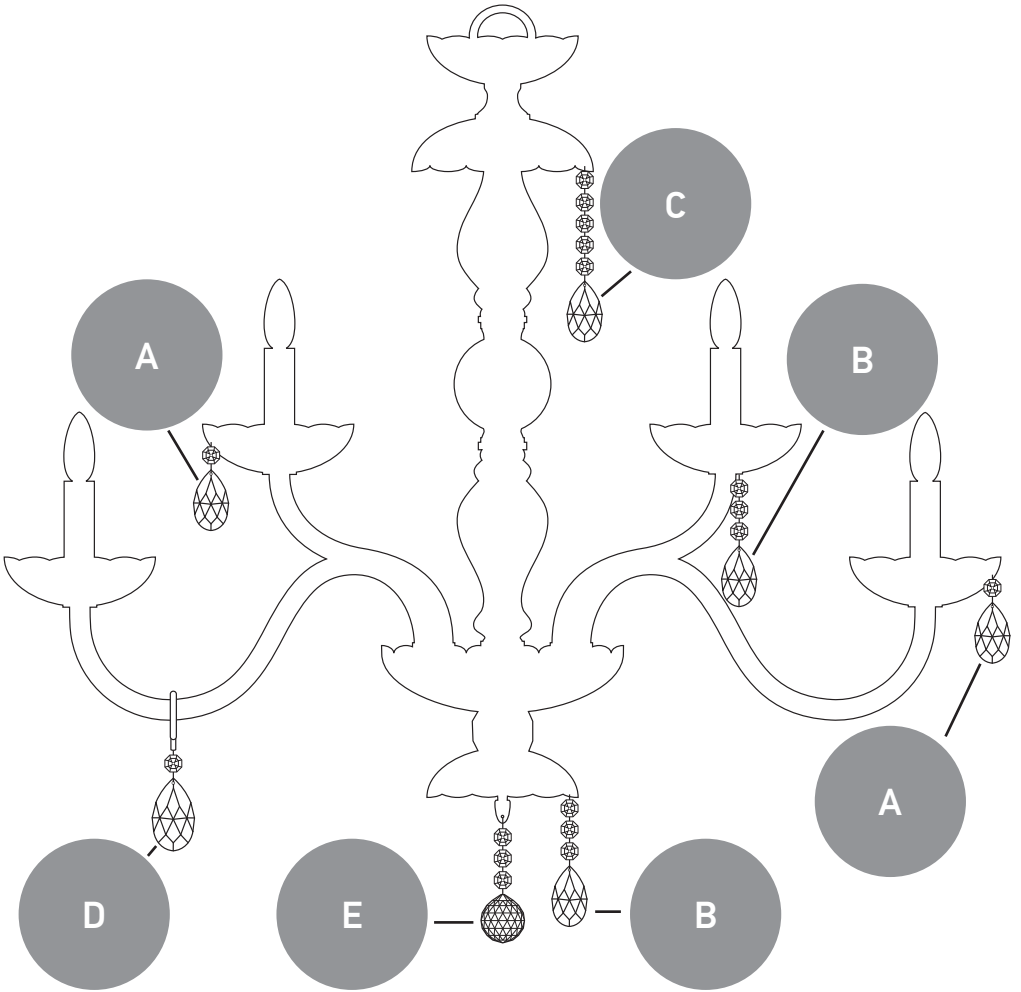


N°7

STEP_5



DECORATION TRIMMINGS VIEW





MADE IN
GREECE

11 Karditsis str, 42100

T +30 24310 76646

info@grandoluce.com

Trikala, Greece

F +30 24310 76696

www.grandoluce.com