



V E N E R E

122\_CH\_8  
Assembly Instructions

# 5 STEPS

GRANDO  
LUCE

CH 8



70cm

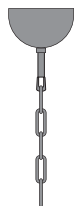
85cm



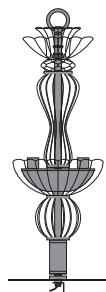
VENERE\_CH 8

# parts\_components

N°1 x 1



N°2 x 1



N°3 x 8



N°4 x 8



N°5 x 8




N°6 x 8



N°7 x 8



N°8 x 1



A x 16



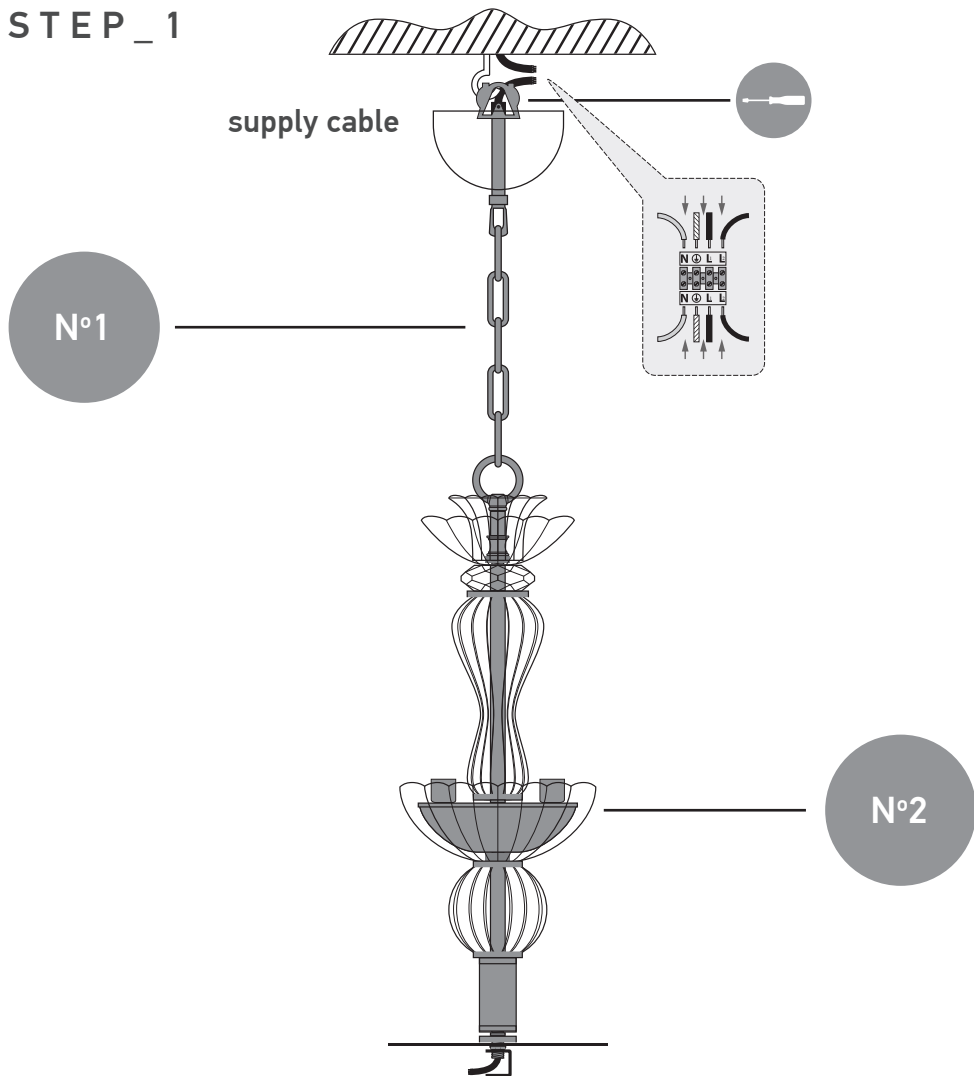
reference	lamps	lamp Watt Max	A.C
122/CH 8	8 x E14	42 Watt	230V - 50Hz
ΗΜΕΡΟΜΗΝΙΑ ΕΛΕΓΧΟΥ TESTING DATE	..... / ..... / .....	ΥΠΟΓΡΑΦΗ ΕΛΕΓΚΤΗ TEST OPERATOR	



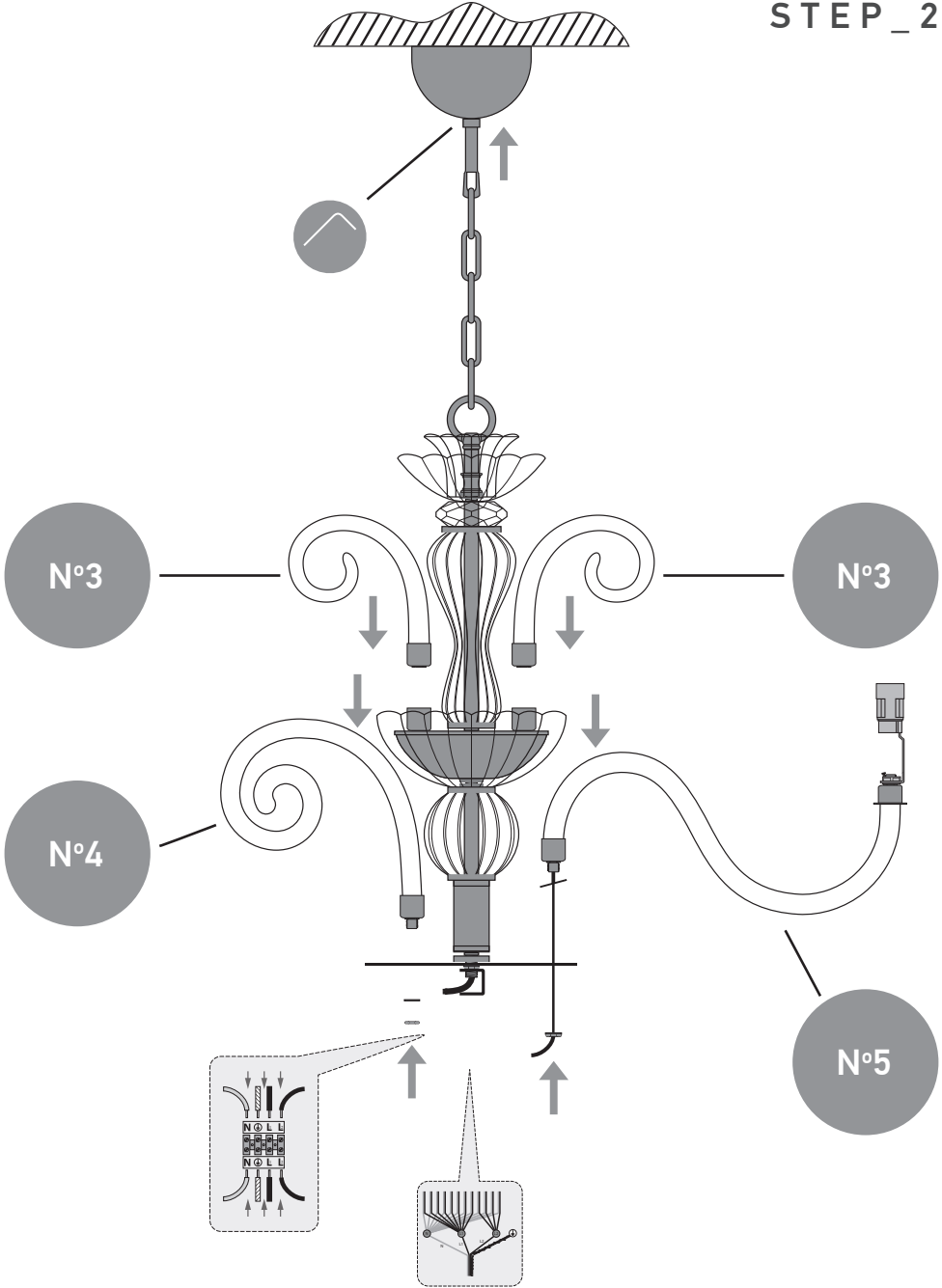
DO NOT ASSEMBLE ANY GLASS PARTS THAT PRESENT CRACKS OR ANY OTHER DAMAGED CAUSED BY CARRIAGE OR WRONG PLACEMENT. A CAREFUL CHECK IS SUGGESTED. CLEAN WITH SOFT CLOTH OR MILD RISING AGENT WITH LOW TEMPERATURE WATER.  
ΜΗ ΣΥΝΑΡΜΟΛΟΓΕΙΤΕ ΓΥΑΛΙΝΑ ΜΕΡΗ ΠΟΥ ΦΕΡΟΥΝ ΡΩΓΜΕΣ Ή ΑΛΛΕΣ ΖΗΜΙΕΣ ΑΠΟ ΜΕΤΑΦΟΡΑ Ή ΛΑΘΟΣ ΤΟΠΟΘΕΤΗΣΗ. ΚΑΘΑΡΙΣΤΕ ΜΕ ΜΑΛΛΑΚΟ ΠΑΝΙ Ή ΜΕ ΗΠΙΟ ΚΑΘΑΡΙΣΤΙΚΟ ΜΕ ΝΕΡΟ ΣΕ ΧΑΜΗΛΗ ΘΕΡΜΟΚΡΑΣΙΑ.

THIS DESIGN IS PROPERTY OF GRANDO LUCE AND IT IS FORBIDDEN TO COPY ANY PART OF THE DESIGN  
ΑΥΤΟ ΤΟ ΣΧΕΔΙΟ ΕΙΝΑΙ ΙΔΙΟΚΤΗΣΙΑ ΤΗΣ GRANDO LUCE ΚΑΙ ΑΠΑΓΟΡΕΥΕΤΑΙ ΑΥΣΤΗΡΩΣ Η ΑΝΤΙΓΡΑΦΗ ΟΛΟΥ Ή ΜΕΡΟΥΣ ΑΥΤΟΥ

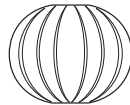
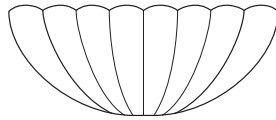

# STEP\_1



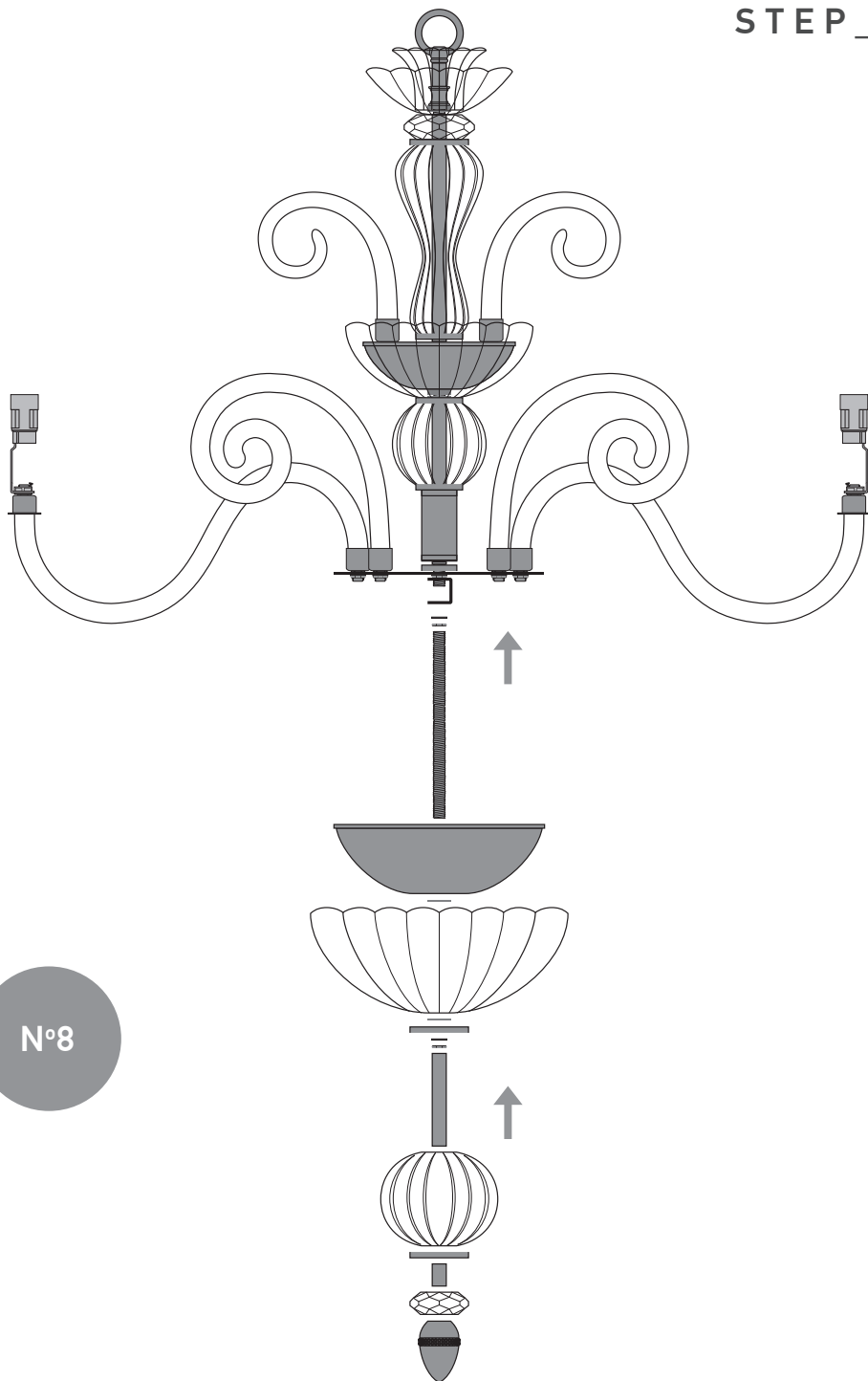
**WARNING:** fix the marked screws in the safety locking




STEP\_3



STEP\_4

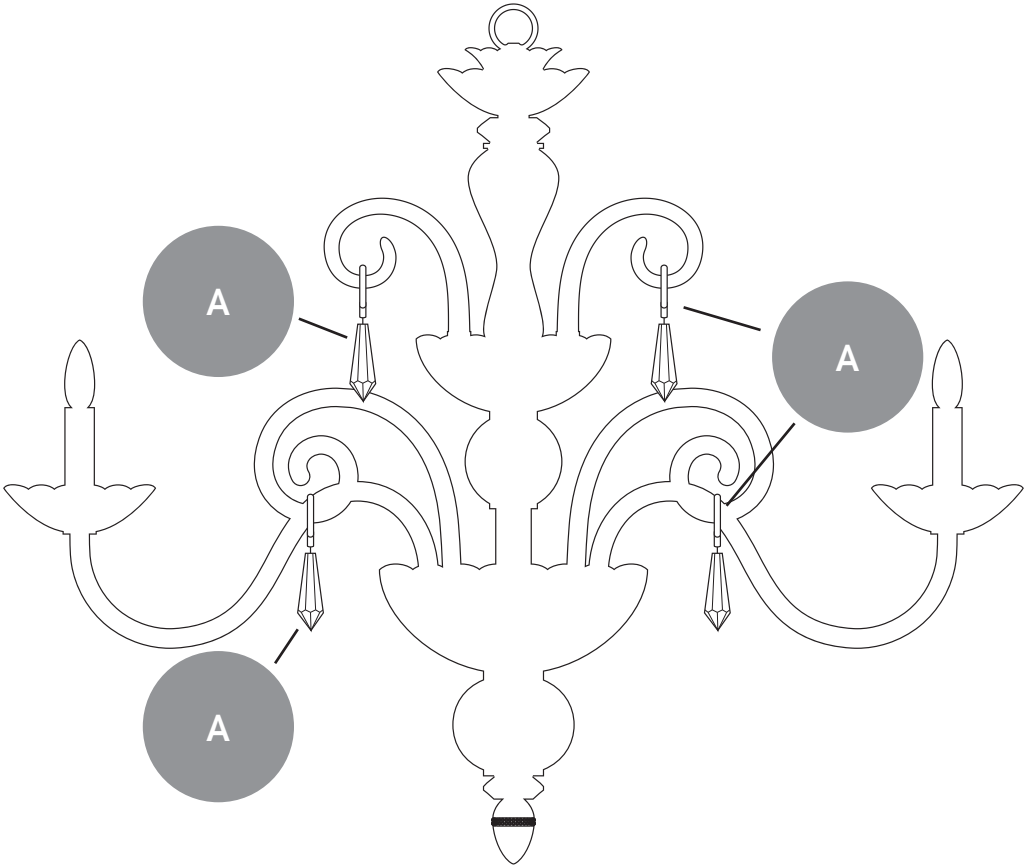


# STEP\_5





# DECORATION TRIMMINGS VIEW





**MADE IN  
GREECE**

11 Karditsis str, 42100

**T** +30 2431 0 76646

[info@grandoluce.com](mailto:info@grandoluce.com)

Trikala, Greece

**F** +30 2431 0 76696

[www.grandoluce.com](http://www.grandoluce.com)